

Kindergarten Connection Parent Support

Attached you will find the Kindergarten Connection sheet which is similar to the weekly Star Paper. Please use this page as a resource to guide your weekly instruction with your child. Additionally, you will find the Kinder Connection daily checklist. As you complete the daily activities check each circle. These pages should be utilized simultaneously.

Upon completion of day 4, please scan or take a picture of the completed and signed checklist and submit it to your child's teacher via email or Classtag/Class Dojo.

Tips for success:

Letters



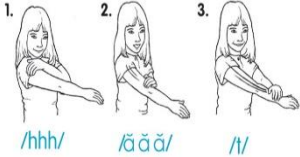


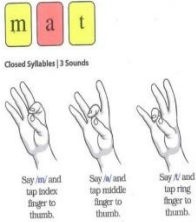






- Use Foundation letter stories to review letter names and sounds.
- Go outside and use chalk to practice printing letters and writing words.
- Cut letters from magazines/mail/grocery ads to build words.
- Take photos of your child with various items in your house to show beginning and ending sounds of words.
- Use magnetic letters to build words.
- Use rice, sand, shaving cream, and/or whipped cream to write letters and words.

High Frequency Words


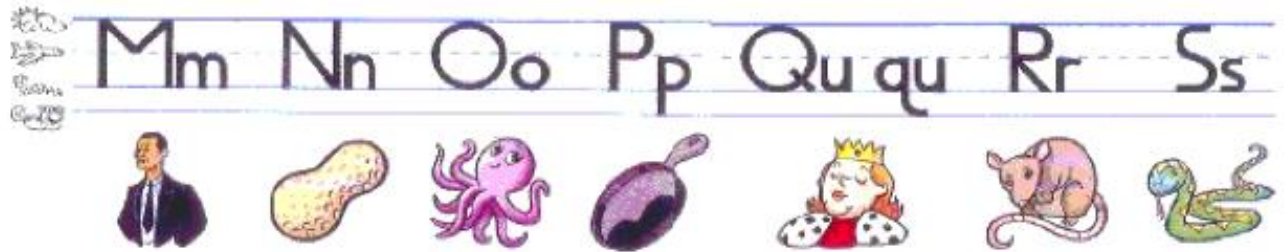

- Make flashcards of each word.
- Use chalk to write words.
- Rainbow write – use a different color to write each letter of a word (said)
- Play splat – Write all the HF words on the sidewalk. Say a word. Have your child “splat” the word with a fly swatter.
- Tic-Tac-Toe
- Do a HF word scavenger hunt with words on Post-It notes.
- Build words with magnetic letters, cereal, or blocks/Legos.
- Paint the words. (If you don't have paint, use water)

Reading Words and Sentences

- Use the chart below for reading strategies.

<p>Get your mouth ready to read the word.</p> 	<p>Look at the pictures.</p> 	<p>Arm sound & Slide</p> 
<p>Skip the word and read.</p> 	<p>Look carefully at the word. Think about the beginning and end of the word.</p> 	<p>Finger tap the sounds.</p> 
<p>“Fist up; bust it up!”</p> 	<p>Look for Sound chunks.</p> 	<p>Sing the sounds together.</p> 
<p>Readers try to remember the words.</p> 	<p>Readers ask themselves questions as they read.</p> 	<p>HELPFUL READING STRATEGIES</p> 

Fundations letter stories and letter formation chart:



Grammar

- Sentence correction – Students will find and circle the “teacher’s mistakes” in each sentence. Next, students will rewrite the corrected sentence on the page provided.

Math

- Calendar – Your child should be familiar with our daily calendar. This is a VERY important Kindergarten skill that should be practiced daily.
 - Review the days of the week and months of the year (sing our songs)
 - What day is today? What day was yesterday? Tomorrow will be?
 - What is today’s date?
 - Review the four seasons. (Sing song)
- Computation – subtraction / addition
 - Create word problems and have your child act them out.
 - Practice using dice or dominos.
 - Write subtraction and addition sentences with chalk.
- Numbers
 - Count while skipping, jumping, hopping, etc.
 - Practice writing numbers 0-50 using chalk, water, shaving cream, and/or paint.

Be creative and have fun!!!

Useful links

Below is a list of links you may access for additional support. **These are NOT required** but can be beneficial to supplement your child’s success.

Youtube – JackHartmann <https://www.youtube.com/user/JackHartmann/videos?app=desktop>

Switch Zoo Animal Games - <https://www.switchzoo.com/>

Scholastic - <https://classroommagazines.scholastic.com/support/learnathome.html>

Starfall - <https://www.starfall.com/h/>

GoNoodle – www.gonoodle.com