

Name \_\_\_\_\_

# My Homework

## Lesson 5


### Shapes and Patterns

#### Homework Helper

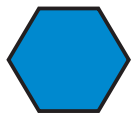



Need help? [connectED.mcgraw-hill.com](http://connectED.mcgraw-hill.com)


1



2




3




**Directions:** 1–3. Identify the pattern. Draw the shapes to copy the pattern. Circle the shape that could come next. Tell how you know.

4



--	--	--	--	--	--	--	--

5



--	--	--	--	--	--	--	--	--

6



--	--	--	--	--	--	--	--	--	--	--	--



**Directions: 4–6.** Identify the pattern. Draw the shapes to copy the pattern. Circle the shape that could come next. Tell how you know.

**Math at Home** Use shapes to make a pattern. Have your child copy the pattern and tell what could come next in the pattern.